

SINGER

150W103

LIST OF PARTS



MACHINE No. 150w103

THE SINGER MANUFACTURING COMPANY

INDEX

	Page
Accessories	14
Bobbin Winder	14
Feed Dogs	16
Knee Lifter	15
Machine No. 150w103	7
Miscellaneous Parts	17
Numerical List of Parts	19
Thread Unwinder.....	17
Throat Plates	16

From the library of: Diamond Needle Corp

INSTRUCTIONS FOR ORDERING

In ordering from this list, use ONLY the PART number in the FIRST column.

The number stamped on a Sewing Machine Part is the number of the Single Part only, except when the part includes Set Screws, Clamping Screws, Studs and Rollers Spun on, Small Wires riveted, or Parts soldered together, etc., which it is necessary to furnish in combination.

Every combination of parts sent out has its specific number which, although not stamped on Parts (except in above case), must be used when ordering the combination.

Each number always indicates the SAME PART in whatever list it appears, or for whatever Machine.

The letters after some of the numbers indicate the style of finish only, as follows:

- A. Hardened, Polished and Plated.
- B. Polished and Plated.
- C. Hardened only.
- D. Polished only.
- E. Soft, not polished.
- F. Hardened and Polished.
- H. Blued.
- J. Nickle Plated only.
- R. Merlized.
- Y. Black Nickle Plated only.

These letters MUST BE USED when they appear in the list and AFTER the number, as in the list.

In this series


200001 to 201500 and 350001 to 351500 are Screw Numbers.
 201501 to 201800 and 351501 to 351800 are Nut Numbers.
 201801 to 202000 and 351801 to 352000 are Roller Numbers.
 202001 to 350000 are Numbers of Machine Parts.

The figures in the second column refer only to the plate in which the illustration of the part is shown and are NOT TO BE USED in ordering.

Two or more numbers over a cut indicate that the difference between such parts is not visible in an illustration.

Parts marked with an asterisk (*) are furnished only when repairs are made at the factory.

LIST OF PARTS COMPLETE FOR



MACHINE No. 150w103

HIGH SPEED LOCK STITCH
 BALL BEARING

FOR TAILORING OVERALLS, CANVAS, TENNIS SHOES, KNIT GOODS, ETC. MAXIMUM STITCH FIVE TO THE INCH.

No.	Plate	Name
*263151	-----	Arm with 202135 and 263003
202247	15913	" Cap
200278H	15901	" " Screw
202248	15901	" " " Washer
263003	15901	" Oil Cup
204235	15901	" Position Pin (2)
200010E	15901	" Screw (3)
202005	15901	" " Washer (3)
263152	15917	" Shaft with 200357E and 224392
263005	-----	" " Ball Bearing
*263006	-----	" " " Collar with 200352C and 201007C
263007	15913	Arm Shaft Ball Bearing Collar 263006 with 263005
200352C	15901	Arm Shaft Ball Bearing Collar Position Screw

From the Library of: Diamond Needle

PARTS FOR MACHINE 150w103

No.	Plate	Name
21007C	15901	Arm Shaft Ball Bearing Collar Set Screw
263008	15913	" " " " Retainer
200098E	15901	" " " " " Screw (3)
263096	15913	" " Bushing (front) with 223847
223847	-----	" " " " Oil Packing (wick)
200502B	15901	" " " " " Thumb Screw
204329	-----	Arm Shaft Bushing (front) Oil Pad
200338C	15912	" " " Set Screw
263105	15917	" " Connection Belt
263009	15913	" " " " Pulley with 200327C, 200602E and two 202253
263160	-----	Arm Shaft Connection Belt Pulley 263009 with 263094, 263095, 263161, 263162, two each 201531E and 350351C
200602E	15901	Arm Shaft Connection Belt Pulley Position Screw
200327C	15901	Arm Shaft Connection Belt Pulley Set Screw
202253	15901	Arm Shaft Connection Belt Pulley Spring Flange
224392	-----	Arm Shaft Oil Packing (wick)
200357E	15901	" " " Stop Screw
263011	15913	Balance Wheel (disc) (belt groove 2-1/8 in. diam.) with 200328C and 200335C
144D	15901	Balance Wheel Adjusting Screw
200328C	15901	" " Position Screw
200335C	15912	" " Set Screw
*263153	-----	Bed
263013	15916	" Plate (back)
200577H	15901	" " " Screw (2)
263158	15916	" Slide (front)
263099	15901	Bobbin
263014	15901	" Case Base
263108	15901	" " Cap with 200592C, 201016F and 263110
263109	-----	Bobbin Case Cap complete, Nos. 200964E, 210736, 210914 and 263108
210913	15901	Bobbin Case Latch
210914	-----	" " " 210913 with 210734 and 210735
210735	15901	Bobbin Case Latch Fulcrum Pin
210734	15901	" " " Lever
210736	15901	" " " Spring
200964E	15901	" " " Stop Screw
263017	15901	" " Stop
200136D	15901	" " " Screw
263110	15912	" " Tension Spring
201016F	15901	" " " Regulating Screw

PARTS FOR MACHINE 150w103

No.	Plate	Name
200592C	15901	Bobbin Case Tension Spring Screw
263019	-----	Bobbin Case complete, Nos. 263014 and 263109
200459D	15907	Cloth Guide Thumb Screw
263091	15917	Face Plate
202135	15901	" " Position Pin
200462B	15901	" " Thumb Screw
202275	15932	Feed Bar
200641C	15904	" " Hinge Screw (driving)
201522E	15904	" " " " Nut
202276	15904	" " Slide Block
202298	15904	" " " " Crank with 200038C
203124	-----	" " " " " 202298 with 200205F, 201518E and 202276
200038C	15904	Feed Bar Slide Block Crank Pinch Screw
200205F	15904	" " " " Hinge Screw
201518E	15904	" " " " " Nut
202288	15919	" Dog
200106E	15904	" " Screw (2)
202297	15932	" Driving Connection with 200054E and 202277
202298	15904	Feed Driving Connection Crank with 200038C
200038C	15904	Feed Driving Connection Crank Pinch Screw
200545C	15904	Feed Driving Connection Hinge Screw
201518E	15904	" " " " Nut
202277	-----	" " " Oil Packing (wick)
200054E	15904	" " " Pinch Screw
263161	15916	" " Eccentric (indexed)
263162	15916	" " " Adjusting Disc
263094	15904	" " " " Locking Stud
263095	15904	Feed Driving Eccentric Adjusting Disc Locking Stud Spring
350351C	15904	Feed Driving Eccentric Screw
201531E	15904	" " " " Nut
202304	15917	" " Rock Shaft
203122	-----	" " " " 202304 with 200641C, 201522E and 202275
202305	15904	Feed Driving Rock Shaft Center (2)
200043C	15904	" " " " " Set Screw (2)
202306	15932	Feed Lifting Connection with 200054E and 202277
202307	15904	Feed Lifting Connection Eccentric with 200382C and 200437C
200437C	15904	Feed Lifting Connection Eccentric Position Screw

No.	Plate	Name
200260D	15912	Presser Bar Lifting Releasing Lever Bracket Guide Screw
206608	15912	Presser Bar Lifting Releasing Lever Bracket Spring
202337	15912	Presser Bar Position Guide
202338	15914	" " " " Lever with 200086F
200086F	15918	Presser Bar Position Guide Lever Pinch Screw
200352C	15901	Presser Bar Position Guide Set Screw
263098	15914	" " Spring
202346	15914	" " " Stop Rod
200492B	15914	" " Thumb Screw (pressure reg- ulating)
200475B	15914	Presser Bar Thumb Screw Thumb Set Screw
202355	15914	" " " " " " " Packing (brass)
202090	15918	Presser Foot Hinge Pin
203011	-----	" " Plate
200074F	15918	" " Screw
202924	-----	" " Shank
229867	15918	Presser Foot (hinged) complete, Nos. 202090, 202924 and 203011
202397	15914	Take-up (auxiliary)
200842E	15914	" " Screw
202398	10247	" Lever
202399	10247	" " Driving Stud with 202277
202277	-----	" " " " Oil Packing (wick)
202400	10247	Take-up Lever Hinge Stud with 202423
202423	-----	" " " " Oil Packing (wick)
200383C	15918	Take-up Lever Hinge Stud Set Screw
263040	-----	" " Oiling Felt
200132E	10247	" " " " Screw (2)
263041	15914	" " " Wick with 263097
263097	-----	" " " " Wire
244048	10247	Tension Disc (back)
244049	10247	" " (front)
202404	10247	" Release Plunger
202405	15907	" " Washer
202407	10881	" Spring
263106	15914	" " Washer
200625F	10247	" Stud with 204925
200061C	15907	" " Set Screw
204925	15918	" " Washer
201572B	10881	" Thumb Nut
263107	-----	Tension complete, Nos. 200625F, 201572B, 202405, 202407, 202410, 244048, 244049 and 263106

No.	Plate	Name
202410	15907	Thread Controller Spring
202411	15907	" " " Stop
200132E	10247	" " " " Screw
202412	15907	" Guide
202414	15907	" "
202415	15907	" "
202417	15914	" "
263118	15918	" " (on needle bar bushing)
200582H	15907	" " Screw
200355H	15907	" " Set Screw
200397C	15907	" " " "
240034	15914	" Retainer
200368H	15907	" " Set Screw
263047	15910	Throat Plate, 46 elongated needle hole, for needle sizes 20 and 22, with 263017 and two 200136D
200577H	15901	Throat Plate Screw (2)

**Genuine Singer Needles should be used
in Singer Machines.
These Needles and their Containers
are marked with the
Company's Trade Mark "SIMANCO." 1**

**Needles in Containers marked
"For Singer Machines"
are not Singer made needles. 2**

ACCESSORIES

No.	Plate	Name
200157B	15907	Attachment Screw
263099	15901	Bobbin (5)
*225482	-----	" Case Screw Driver Blade
*225483	-----	" " " " Handle
225497	14334	Bobbin Case Screw Driver complete, Nos. 225482 and 225483
231337	15907	Cloth Guide
12361	14334	Machine Hinge Connection (2)
135 x 5	-----	Needles, three each, sizes 16 and 18
228213	-----	Drip Pan (long) with four 1 in. wire nails
41400	14334	Machine Rest Pin (wood)
120342	14334	Oiler (copper plated) with 120343
120343	14334	" Spout, 3-1/2 in. long
*225484	-----	Screw Driver Blade
*225485	-----	" " Handle
225498	14334	Screw Driver complete (7-1/4 in. long), Nos. 225484 and 225485
225554	14334	Wrench (steel)

BOBBIN WINDER

Swing Automatic, Right Hand

225453	10884	Frame with 202277 and 225438
225454	10884	" Hinge Pin
202277	-----	" Oil Packing (wick)
225438	10884	" " Well Cap
225455	10884	" Spring
225456	10884	" " Plunger
202473	10885	Pulley with 200380C
200380C	15907	" Set Screw
225381	10884	Spindle
225444	10884	Stop Latch
200056E	10884	" " Screw
225458	10884	" " Thumb Lever
225459	10884	" " " " Hinge Stud
225459	10884	" " " " Joint Stud
202478	10884	" " Trip Lever
200299H	10884	" " " " Hinge Screw
225461	10881	Tension Bracket with 201499B
200082D	10881	" " Screw
228026	10884	" " Washer

ACCESSORIES

No.	Plate	Name
2102	10881	Tension Disc
202407	10881	" Spring
201499B	10881	" Stud
201572B	10881	" " Thumb Nut
225462	10881	Bobbin Winder Tension Bracket complete, Nos. 201572B, 202407, 225461 and two 2102
225433	10885	Bobbin Winder and Tension Bracket Base
225382	10885	Universal Bobbin Winder complete, Nos. 200056E, 200082D, 200299H, 202473, 202478, 225381, 225433, 225444, 225453 to 225456, 225458, 225462, 228026, two each 225459 and wood screws 3/4 in., No. 12, R.H.B.

KNEE LIFTER

228294	15911	Rock Lever with two 356C
228295	15911	" " Bracket with 356C and four wood screws 7/8 in., No. 12
228299	-----	Rock Lever Bracket 228295 with 228294 and 228297
228296	15911	Rock Lever Extension with 200529C
356C	15911	" " " Set Screw
228297	15911	" " Hinge Pin
356C	15911	" " " Set Screw
202455	15911	" " Knee Arm
356C	15911	" " " " Set Screw
228284	15911	" " " Plate with 356C
356C	15911	" " " " Set Screw
227728	15911	" " Rod with 227729
*227729	-----	" " " Cap
200529C	15911	" " " Set Screw
228298	15911	Knee Lifter complete, Nos. 202455, 227728, 228284, 228296 and 228299

(Other Knee Lifter parts are listed with parts of machine head)

FEED DOGS

No.	Plate	Name
202279	15919	Feed Dog, for 263043
202280	15919	" " " 263049
202282	15919	" " " 263042 and 263053
202283	15919	" " " 263048
202287	15919	" " " 263051
202288	15919	" " " 263047
207051	15919	" " " 263048
207052	15919	" " " 263048
207075	15919	" " " 263050

THROAT PLATES

263042	15920	Throat Plate, 50 needle hole, for needle sizes 14 and 15, with 263017 and two 200136D, for 202282
263043	15920	Throat Plate, 50 needle hole, for needle sizes 14 and 15, with 263017 and two 200136D, for 202279
263047	15910	Throat Plate, 46 elongated needle hole, for needle sizes 20 and 22, with 263017 and two 200136D, for 202288
263048	15910	Throat Plate, 50 needle hole, for needle sizes 14 and 15, with 263017 and two 200136D, for 202283, 207051 and 207052
263049	15910	Throat Plate, 50 needle hole, for needle sizes 14 and 15, grooved for thread back of needle, with 263017 and two 200136D, for 202280
263050	15910	Throat Plate, 50 needle hole, for needle sizes 14 and 15, with 263017 and two 200136D, for 207075
263051	15920	Throat Plate, 50 needle hole, for needle sizes 14 and 15, with 263017 and two 200136D, for 202287
263053	15920	Throat Plate, 46 needle hole, for needle sizes 16 and 18, with 263017 and two 200136D, for 202282

THREAD UNWINDER

No.	Plate	Name
225257	14363	Spool Rest (for two spools)(flat) with 201018C
150203	-----	Spool Rest Cushion (felt)
225388	14363	" " " Rod
200383C	15918	" " " Set Screw
201018C	15907	" " " Set Screw
202490	14363	" " Stand with 200383C
225391	14363	Thread Guide
201696J	15907	" " " Lock Nut
225326	15907	" " " Position Cup
225324	14363	" " " Rod with 208E and 225322
208E	15907	" " " Screw
225322	15907	" " " Washer
225258	14363	Thread Unwinder (for two spools) complete, Nos. 201696J, 202490, 225257, 225324, 225326, 225388, two each 150203, 225391 and three wood screws 7/8 in., No. 12

MISCELLANEOUS PARTS

USED IN CONJUNCTION WITH THREAD UNWINDER

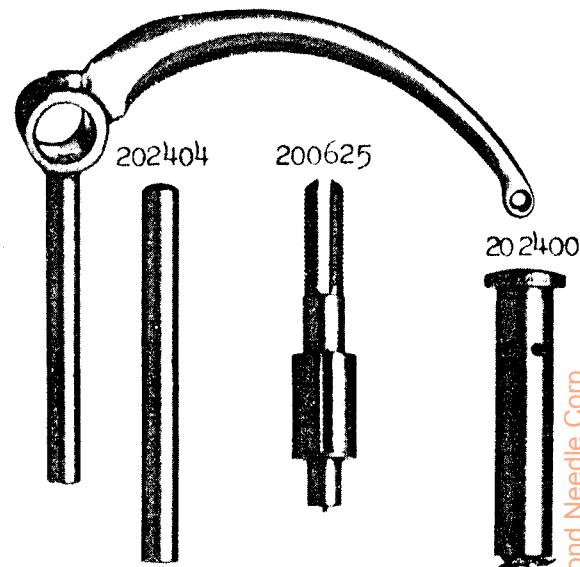
60913	14363	Spool Weight with 60914
60914	-----	" " " Center Pin
225377	14363	" " Wire, for small spools
27739	14363	Thread Cone (wood)

Genuine Singer Needles should be used in Singer Machines. These Needles and their Containers are marked with the Company's Trade Mark "SIMANCO." 1

Needles in Containers marked "For Singer Machines" are not Singer made needles. 2

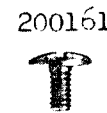


PLATE 10247—FULL SIZE

202398



Genuine Singer Needles should be used
in Singer Machines.
These Needles and their Containers
are marked with the
Company's Trade Mark "SIMANCO." 1

Needles in Containers marked
"For Singer Machines"
are not Singer made needles. 2



From the library of: Diamond Needle Corp

PLATE 10881—FULL SIZE

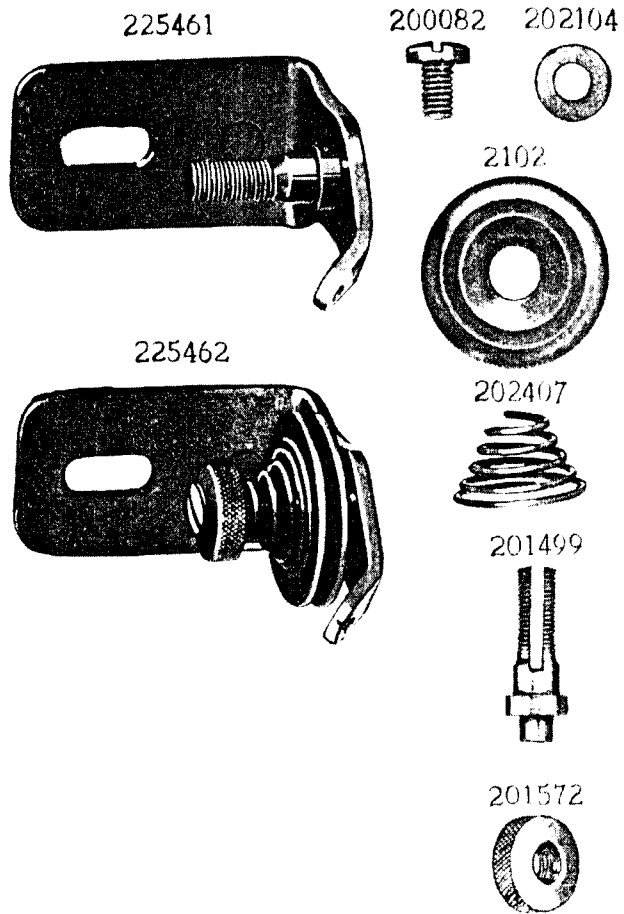


PLATE 10884 FULL SIZE

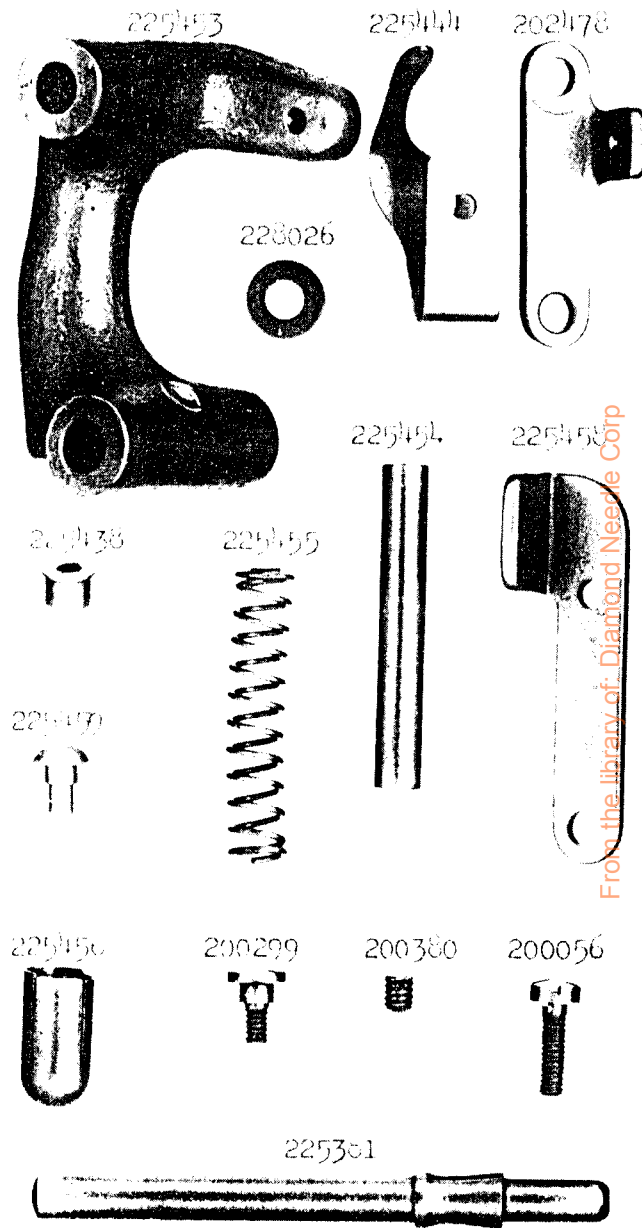



PLATE 10885 -- ONE-FOURTH SIZE

225433



202473



225382

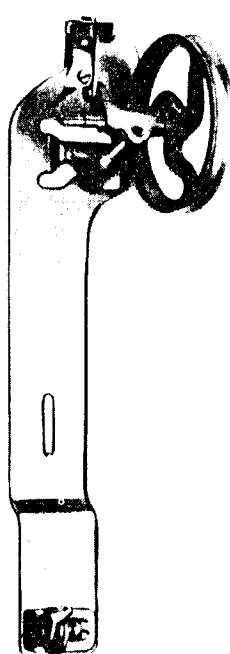
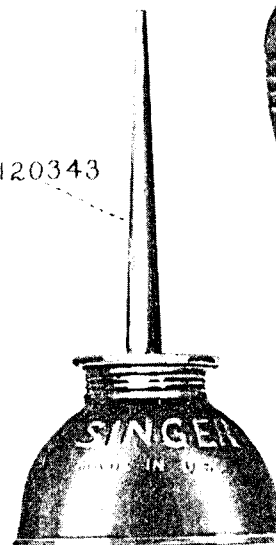


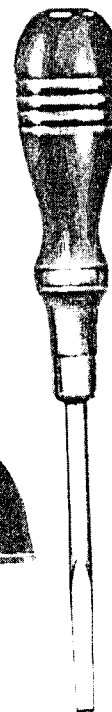
PLATE 14334--ONE-HALF SIZE

120342



120343

225498



225497



225554



12361



41400

Copyrighted by the Library of Diamond Needle Corp

PLATE 14363—ONE-SIXTH SIZE

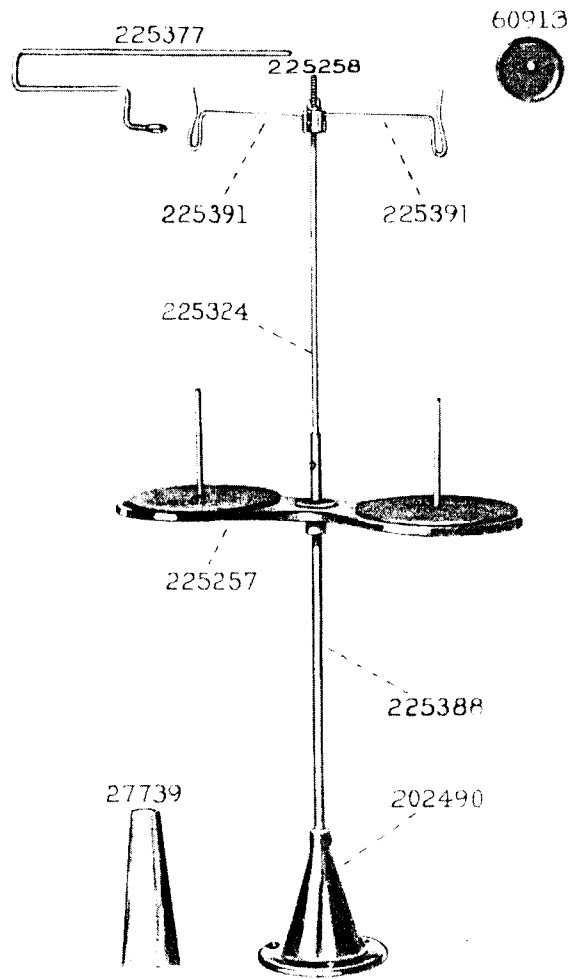


PLATE 15901—FULL SIZE

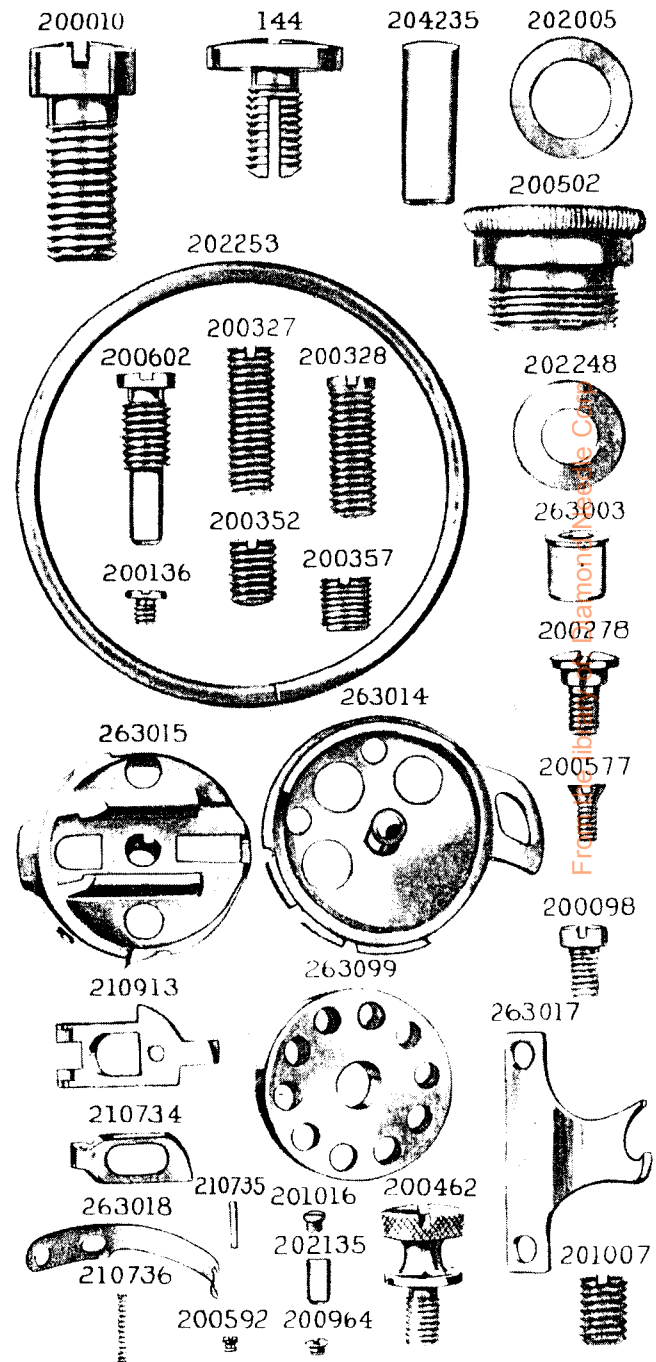


PLATE 15904—FULL SIZE

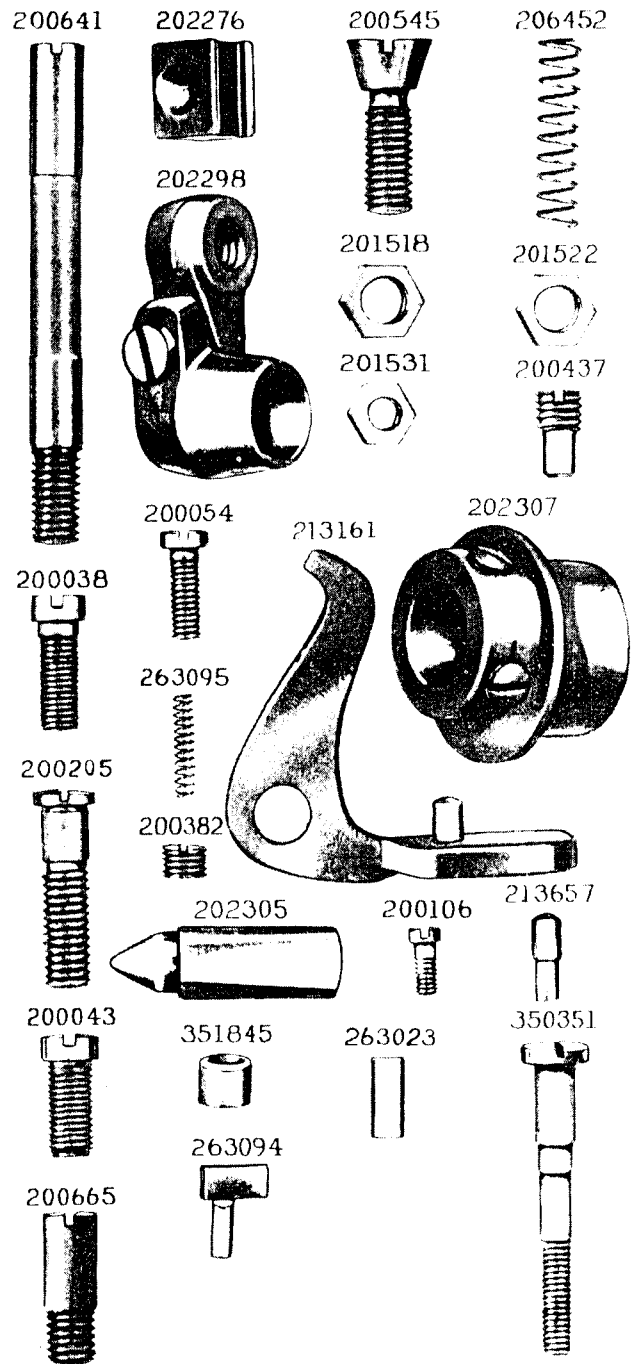



PLATE 15907—FULL SIZE




From the library of: National Archives and Records Administration

PLATE 15910—FULL SIZE


263047



263048



263049



263050


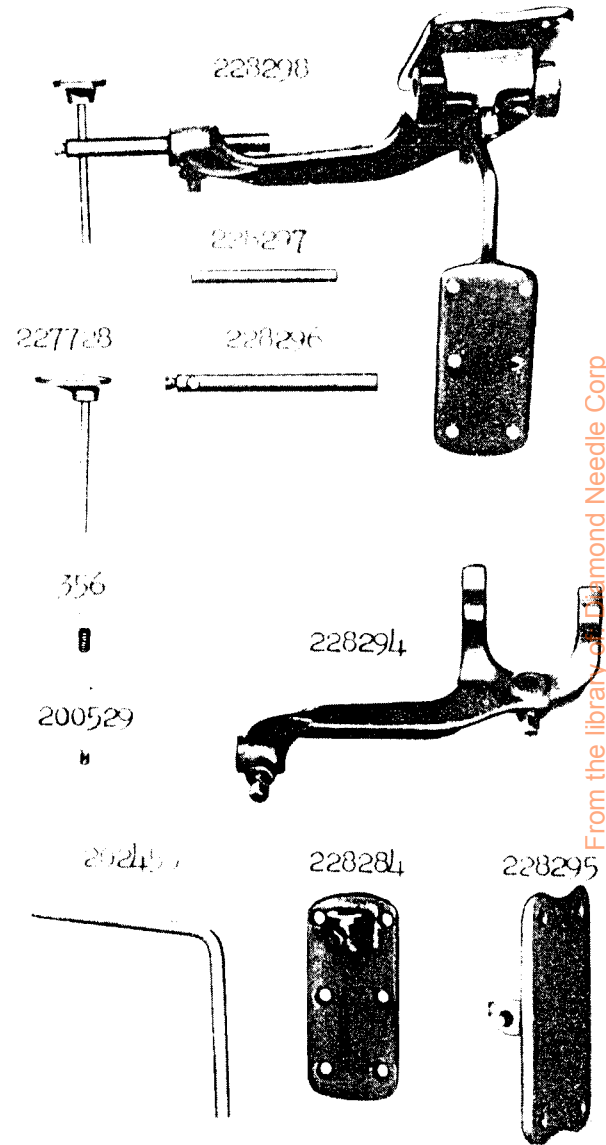


PLATE 15911—ONE-FOURTH SIZE



From the library of Diamond Needle Corp

PLATE 15012 FULL SIZE

202326



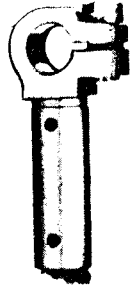
200335



200141



202327



200260



200338




263110




FULL SIZE

202334



203172



202337




202302



202333



206600



200202




200120




PLATE 15013 ONE-HALF SIZE


202247



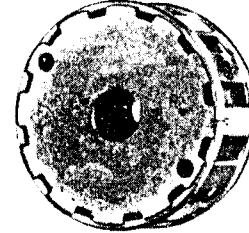
263093




263007




263009



263008



263011



From the library of: Diamond Need

PLATE 15914 FULL SIZE

263098 263041 202345 263492

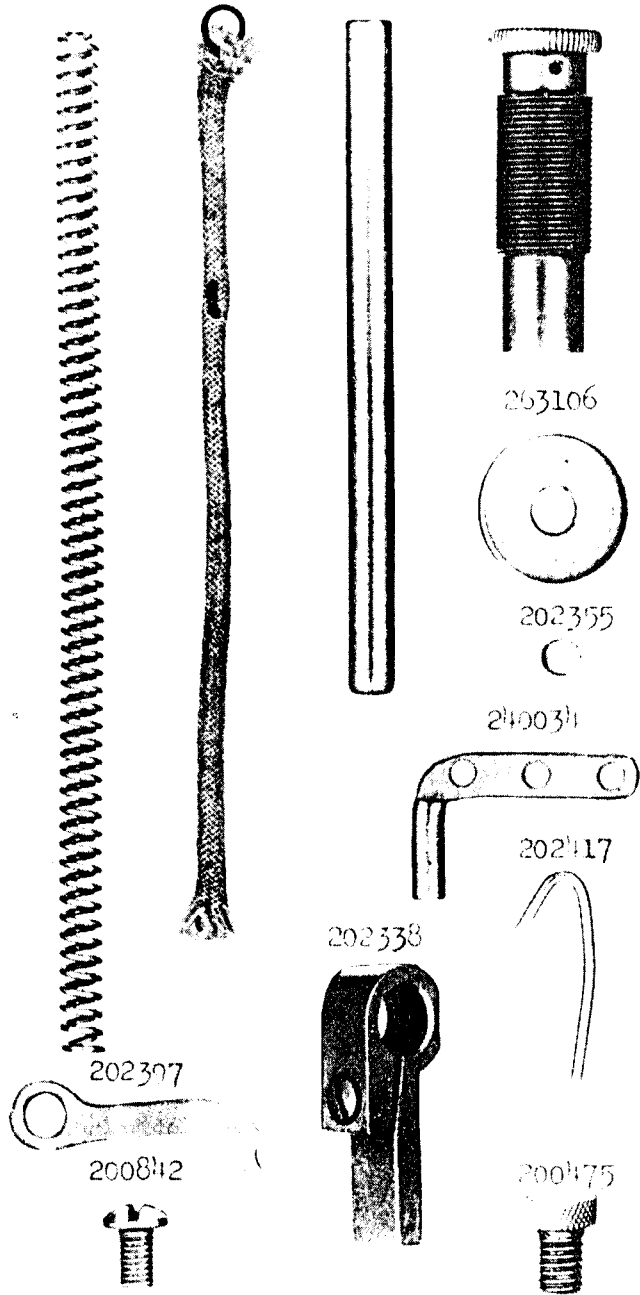
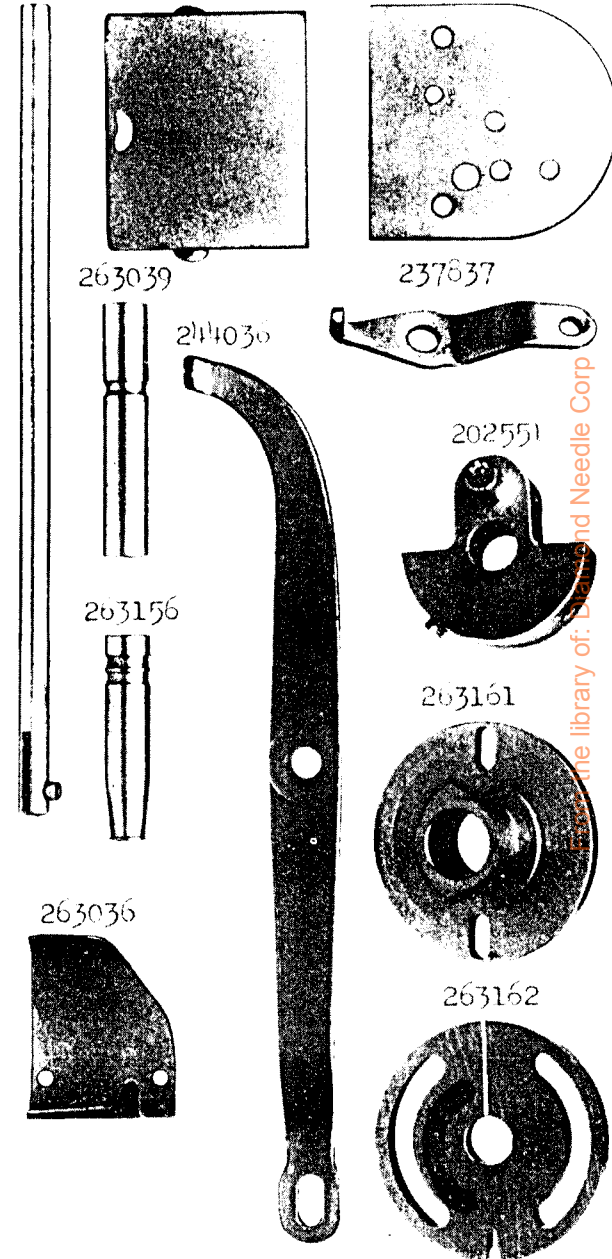


PLATE 15916 ONE-HALF SIZE

202335 263158 263013



Part of the library of: Sutter and Needle Corp

PLATE 15917 - ONE-FOURTH SIZE

263152 263165 202304 202654 263105




PLATE 15918 - FULL SIZE

263132 263034

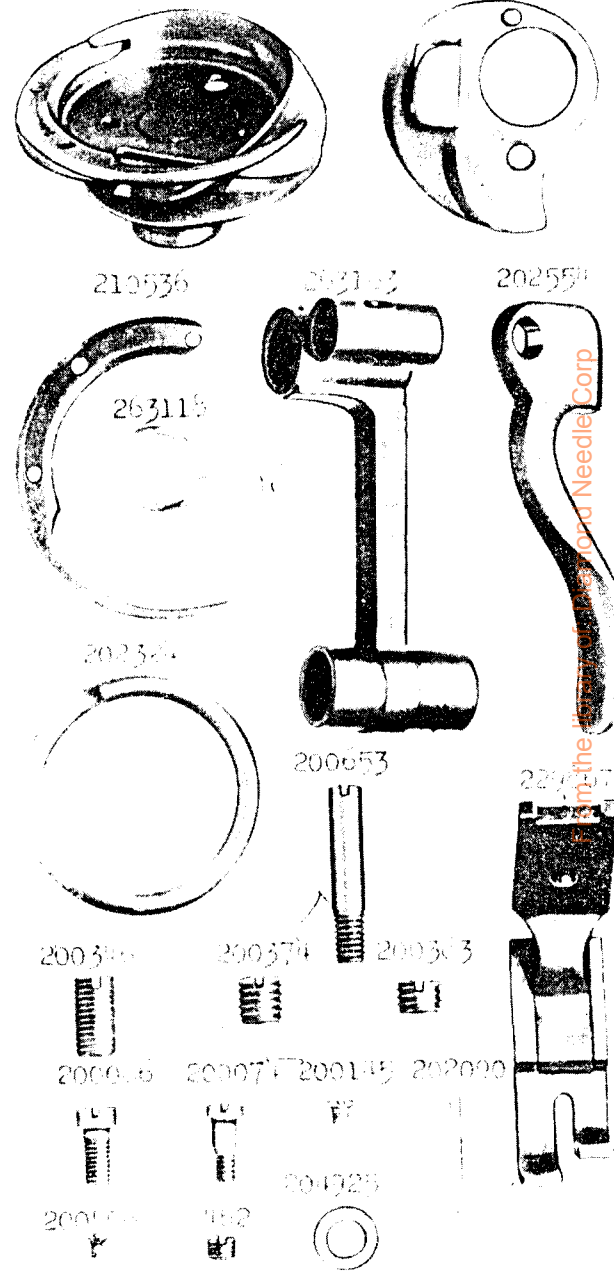


PLATE 15919 FULL SIZE


207051




207052




202283



202279



202280



202288



202287



202282



207075






PLATE 15920 - FULL SIZE


263042



263043



263051



263053




Diamond Neutron Probe
Produced by University of

PLATE 15932 ONE-HALF SIZE

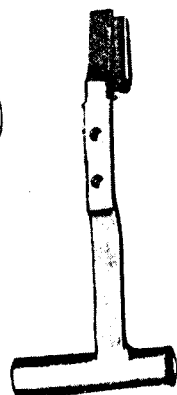
202297




202306




202275



202447



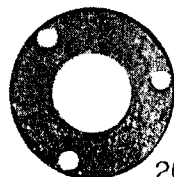
263136



263031



263032



263033

